








- NOTES**
1. For details on SPR's, refer to Section 7.
  2. SPR = Source / Pathway/Receptor-see Tables 7.4, 7.6 & 7.8

## Key

- ① = SPR Number: Widnes(W)
-  Made Ground
  -  Cohesive alluvium
  -  Alluvial sand
  -  Glacial clay
  -  Glacial sand
  -  Sandstone
  -  Water

